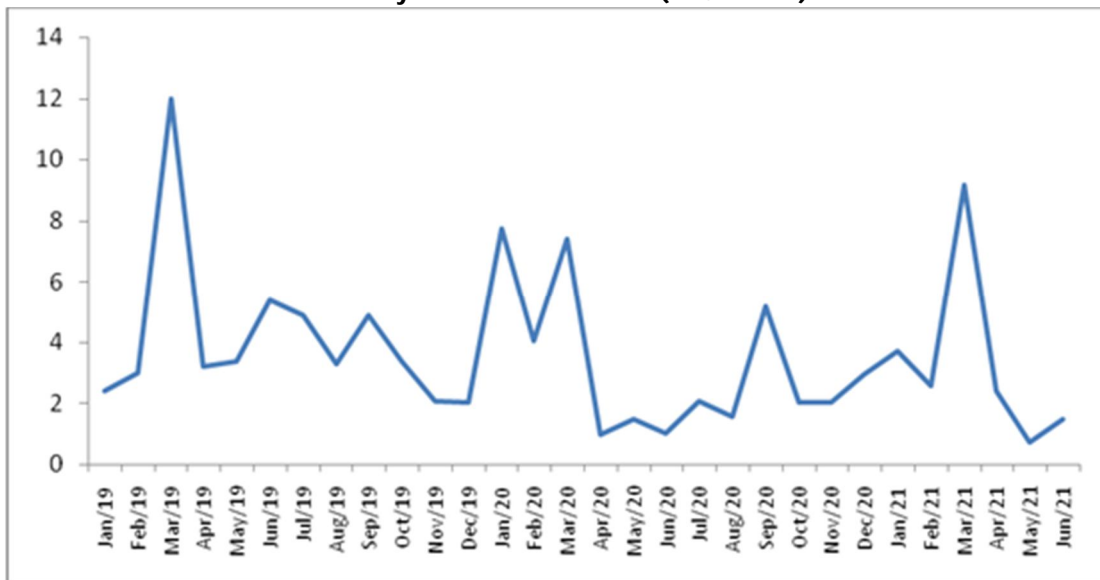




ECBs raised at about USD 1.5 billion during June 2021

Indian firms have raised about USD 1.5 billion through external commercial borrowings (ECBs) by automatic and approval route in June 2021 as against around USD 0.7 billion in May 2021. While, ECBs were at about USD 1.0 billion in June 2020.

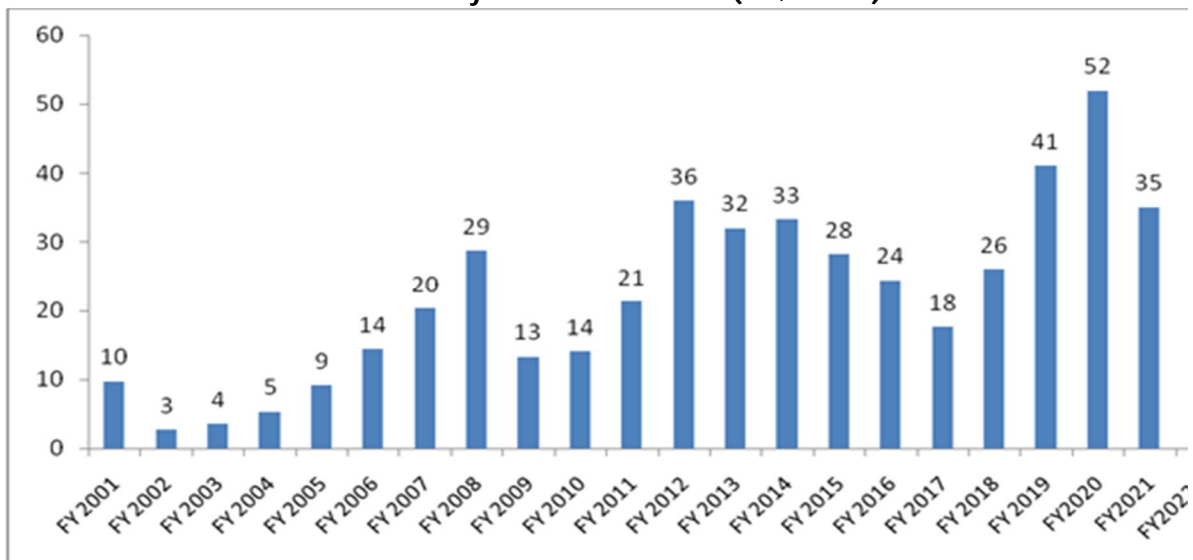
Monthly Trend of Total ECBs (US\$ Billion)



Source: PHD Research Bureau, PHDCCI, compiled from RBI

India has received gross ECBs worth around USD 472 billion between FY2001 and FY2022 (as of June 2021).

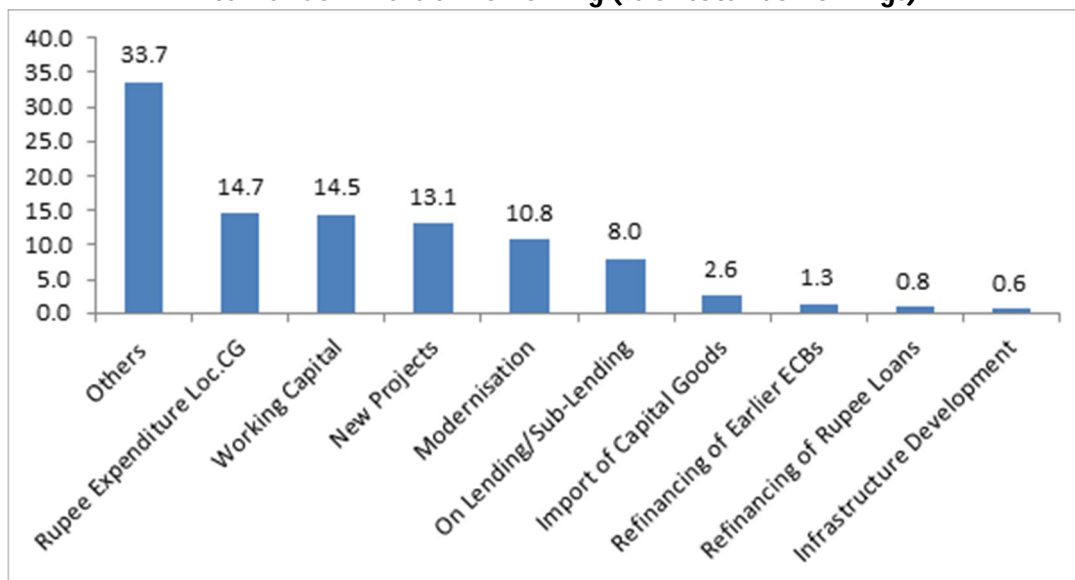
Monthly Trend of Total ECBs (US\$ Billion)



Source: PHD Research Bureau, PHDCCI, compiled from RBI (Note: FY2022* data pertains to April 2021 to June 2021).

A closer look at the ECBs pattern reveals that the largest share in ECBs during the month of June 2021 is held for Other purpose by about 34% of the total borrowings, followed by Rupee Expenditure Loc.CG purpose by around 15%, Working Capital purpose at about 14.5%, among others.

External Commercial Borrowing (% of total borrowings)



Source: PHD Research Bureau, PHDCCI compiled from RBI

Please contact for any query related to this mail to Mr Rishabh, Research Associate at rishabh@phdcci.in, with a cc to Dr S P Sharma, Chief Economist | DSG at spsharma@phdcci.in and Ms Kritika Bhasin, Research Officer at kritika.bhasin@phdcci.in, PHD Chamber of Commerce & Industry.

Warm Regards,

Dr S P Sharma

Chief Economist | DSG

PHD Chamber of Commerce and Industry

PHD House, 4/2 Siri Institutional Area

August Kranti Marg, New Delhi-110016, India

Tel: +91 49545454

Fax: +91 11 26855450

Email: spsharma@phdcci.in

Website: www.phdcci.in

Follow us on



"Towards Building Aatmanirbhar Bharat"



PHD House, 4/2 Siri Institutional Area, August Kranti Marg, New Delhi - 110 016 (India) • Tel. : +91-11-2686 3801-04, 49545454, 49545451
Fax : +91-11-2685 5450, 49545451 • E-mail : phdcci@phdcci.in • Website : www.phdcci.in, CIN: U74899DL1951GAP001947

Connect with us:



